

DAMPING OF FILAMENT THREAD OSCILLATIONS: EFFECT OF THE SLOW CONTINUUM

R. SOLER¹, R. OLIVER¹, J. L. BALLESTER¹, AND M. GOOSSENS²

¹ Departament de Física, Universitat de les Illes Balears, E-07122, Palma de Mallorca, Spain; roberto.soler@uib.es, ramon.oliver@uib.es, joseluis.ballester@uib.es

² Centre for Plasma Astrophysics and Leuven Mathematical Modeling and Computational Science Center, K. U. Leuven, Celestijnenlaan 200B, 3001 Heverlee, Belgium; marcel.goossens@wis.kuleuven.ac.be

Received 2009 February 2; accepted 2009 March 16; published 2009 March 30

ABSTRACT

Transverse oscillations of small amplitude are commonly seen in high-resolution observations of filament threads, i.e., the fine structures of solar filaments/prominences, and are typically damped in a few periods. Kink wave modes supported by the thread body offer a consistent explanation of these observed oscillations. Among the proposed mechanisms to explain the kink mode damping, resonant absorption in the Alfvén continuum seems to be the most efficient as it produces damping times of about three periods. However, for a nonzero- β plasma and typical prominence conditions, the kink mode is also resonantly coupled to slow (or cusp) continuum modes, which could further reduce the damping time. In this Letter, we explore for the first time both analytically and numerically the effect of the slow continuum on the damping of transverse thread oscillations. The thread model is composed of a homogeneous and straight cylindrical plasma, an inhomogeneous transitional layer, and the homogeneous coronal plasma. We find that the damping of the kink mode due to the slow resonance is much less efficient than that due to the Alfvén resonance.

Key words: Sun: corona – Sun: magnetic fields – Sun: oscillations – Sun: prominences

1. INTRODUCTION

The existence of the fine structure of solar filaments/prominences is clearly shown in high-resolution observations by both ground-based and satellite-on-board telescopes. These fine-structures, here called threads, have a typical width, W , and length, L , in the ranges $0.2 \text{ arcsec} < W < 0.6 \text{ arcsec}$ and $5 \text{ arcsec} < L < 20 \text{ arcsec}$ (Lin et al. 2005). Filament and prominence threads are believed to be thin magnetic flux tubes partially filled with prominence-like plasma and whose footpoints are anchored in the photosphere. Observers usually report the presence of transverse oscillations and waves in these fine structures (e.g., Lin et al. 2003, 2005, 2007; Okamoto et al. 2007), which have been interpreted in terms of magnetohydrodynamic (MHD) waves (e.g., Terradas et al. 2008). The reader is referred to Oliver & Ballester (2002), Ballester (2006), and Banerjee et al. (2007) for reviews of these events. In addition, a typical property of small-amplitude prominence oscillations observed in Doppler series is that they are quickly damped, with damping times of the order of several periods (Molowny-Horas et al. 1999; Terradas et al. 2002). Since small-amplitude oscillations are of local nature and related to periodic motions of threads, there must exist some mechanism which is able to damp thread oscillations in an efficient way.

The damping of prominence oscillations has recently been investigated in a number of papers (this topic has been reviewed by Oliver 2008). Soler et al. (2008) modeled a filament thread as a homogeneous cylinder embedded in an unbounded corona and studied the effect of nonadiabatic mechanisms (thermal conduction, radiative losses, and heating) on the wave damping. As in previous works (Carbonell et al. 2004; Soler et al. 2007), they concluded that thermal effects are only efficient in damping the slow mode, the fast kink mode being almost undamped. Subsequently, Arregui et al. (2008) used a more realistic thread model and included an inhomogeneous transition region between the cylindrical thread and the external medium. He neglected plasma pressure and adopted the

so-called $\beta = 0$ approximation, where β is the ratio of the plasma pressure to the magnetic pressure. These authors found that the kink mode is resonantly coupled to Alfvén continuum modes due to the presence of the transverse inhomogeneous layer, and obtained a ratio of the damping time to the period $\tau_D/P \approx 3$ for typical prominence conditions. In the case of coronal loops (see, for example, recent reviews by Goossens et al. 2006; Goossens 2008), resonant absorption has been extensively investigated as a damping mechanism for the kink mode.

Although the plasma β in solar prominences is probably small, it is definitely nonzero. Hence, if gas pressure is taken into account in the model of Arregui et al. (2008), i.e., the $\beta \neq 0$ case, it turns out that the kink mode phase speed, namely, c_k , is also within the slow (or cusp) continuum that extends between the internal, c_{si} , and external, c_{se} , sound speeds, i.e., $c_{si} < c_k < c_{se}$. In this case, the kink mode is not only resonantly coupled to Alfvén continuum modes but also to slow continuum modes. The frequency of the kink mode is both within the Alfvén and slow continua because of the high density and low temperature of the prominence material in comparison with the coronal values. Hence, the slow continuum damping arises as an additional mechanism to damp the kink mode in filament threads, and its efficiency needs to be assessed. Although the slow resonance has been previously investigated in the context of absorption of driven MHD waves in the solar atmosphere (e.g., Čadež et al. 1997; Erdélyi et al. 2001) and sunspots (e.g., Keppens 1996), the present work studies for the first time the effect of the slow resonance on the damping of the kink mode in filament threads. For coronal loops the kink speed is outside the slow continuum. A coronal loop is presumably hotter and denser than its surrounding corona, so the ordering of sound, Alfvén, and kink speeds is $c_{se} < c_{si} < v_{Ai} < c_k < v_{Ae}$. Therefore, there is no slow resonance for the kink mode in coronal loops and the present study does not apply to coronal loops.

This Letter is organized as follows. Section 2 contains a description of the model configuration and the mathematical

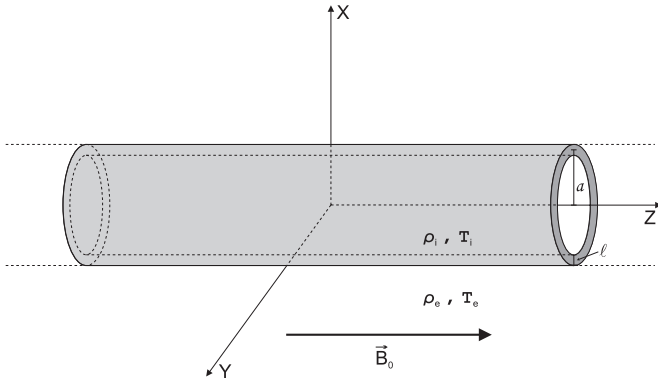


Figure 1. Sketch of the model configuration.

method. The results are presented and discussed in Section 3. Finally, our conclusions are given in Section 4.

2. MODEL AND METHOD

The model for the equilibrium configuration considered here is equivalent to that of Arregui et al. (2008). We model a filament thread as a straight cylinder with prominence-like conditions embedded in an unbounded corona, with a transverse inhomogeneous layer between both media (see Figure 1). We use cylindrical coordinates, namely, r , φ , and z for the radial, azimuthal, and longitudinal coordinates, respectively. We adopt the density profile by Ruderman & Roberts (2002) which only depends on the radial direction,

$$\rho_0(r) = \begin{cases} \rho_i, & \text{if } r \leq a - l/2, \\ \rho_{tr}(r), & \text{if } a - l/2 < r < a + l/2, \\ \rho_e, & \text{if } r \geq a + l/2, \end{cases} \quad (1)$$

with

$$\rho_{tr}(r) = \frac{\rho_i}{2} \left\{ \left(1 + \frac{\rho_e}{\rho_i} \right) - \left(1 - \frac{\rho_e}{\rho_i} \right) \sin \left[\frac{\pi}{l} (r - a) \right] \right\}. \quad (2)$$

In these expressions, ρ_i is the internal density, ρ_e is the external (coronal) density, a is the tube mean radius, and l is the transitional layer width. The limits $l/a = 0$ and $l/a = 2$ correspond to a homogeneous tube and a fully inhomogeneous tube, respectively. We use the following densities: $\rho_i = 5 \times 10^{-11} \text{ kg m}^{-3}$ and $\rho_e = 2.5 \times 10^{-13} \text{ kg m}^{-3}$. Therefore, the density contrast between the internal and external plasma is $\rho_i/\rho_e = 200$. The plasma temperature is related to the density through the usual ideal gas equation. We consider $T_i = 8000 \text{ K}$ and $T_e = 10^6 \text{ K}$ for the internal and external temperatures, respectively. The magnetic field is taken homogeneous and orientated along the z -direction, $\mathbf{B}_0 = B_0 \hat{\mathbf{z}}$, with $B_0 = 5 \text{ G}$ everywhere. With these conditions, $\beta \approx 0.04$.

2.1. Analytical Dispersion Relation

We consider the linear, ideal MHD equations for the $\beta \neq 0$ case. Since φ and z are ignorable coordinates, the perturbed quantities are put proportional to $\exp(i\omega t + im\varphi - ik_z z)$, where ω is the frequency, and m and k_z are the azimuthal and longitudinal wavenumbers, respectively. In the absence of a transitional layer, i.e., $l/a = 0$, the dispersion relation of magnetoacoustic waves is obtained by imposing the continuity of the radial displacement, ξ_r , and the total pressure perturbation,

p_T , at $r = a$. This dispersion relation (Edwin & Roberts 1983) is $\mathcal{D}_m(\omega, k_z) = 0$, with

$$\mathcal{D}_m(\omega, k_z) = \rho_e \frac{m_i}{(\omega^2 - k_z^2 v_{Ai}^2)} \frac{J'_m(m_i a)}{J_m(m_i a)} - \rho_i \frac{m_e}{(\omega^2 - k_z^2 v_{Ae}^2)} \times \frac{K'_m(m_e a)}{K_m(m_e a)}, \quad (3)$$

where $v_{Ai,e} = B_0/\sqrt{\mu\rho_{i,e}}$ is the internal/external Alfvén speed, and the quantities m_i and m_e are given by

$$m_i^2 = \frac{(\omega^2 - k_z^2 c_{si}^2)(\omega^2 - k_z^2 v_{Ai}^2)}{(c_{si}^2 + v_{Ai}^2)(c_{Ti}^2 k_z^2 - \omega^2)}, \quad (4)$$

$$m_e^2 = \frac{(\omega^2 - k_z^2 c_{se}^2)(\omega^2 - k_z^2 v_{Ae}^2)}{(c_{se}^2 + v_{Ae}^2)(\omega^2 - c_{Te}^2 k_z^2)},$$

where $c_{Ti,e} = c_{si,e} v_{Ai,e} / \sqrt{c_{si,e}^2 + v_{Ai,e}^2}$ is the internal/external cusp (or tube) speed.

When an inhomogeneous transitional layer is present in the model, we cannot obtain an analytical expression for the dispersion relation unless some assumptions are made. An elegant method for obtaining an analytical dispersion relation is to combine the jump conditions and the approximation of the thin boundary (TB). The jump conditions were derived by Sakurai et al. (1991a) and Goossens et al. (1995) for the driven problem and by Tirry & Goossens (1996) for the eigenvalue problem. This method was used, for example, by Sakurai et al. (1991b) for determining the absorption of sound waves in sunspots, Goossens et al. (1992) for determining surface eigenmodes in incompressible and compressible plasmas, and Van Doorslaere et al. (2004) for kink eigenmodes in pressureless coronal loops. This method is valid if the inhomogeneous length-scale within the resonant layer is sufficiently small in comparison with the tube radius. Apart from the Alfvén resonance, Sakurai et al. (1991a) also provided jump conditions for the slow resonance, which can be applied to the present situation. Hence, the TB formalism allows us to assess the particular contribution of the slow resonance to the kink mode damping.

In our model, the magnetic field is straight and constant so that the variations of the local Alfvén frequency and the local cusp (or slow) frequency are only due to the variation of density. In that case the jump conditions at the Alfvén resonance point, namely, $r = r_A$, can be written as

$$[\xi_r] = -i\pi \frac{m^2/r_A^2}{\omega_A^2 |\partial_r \rho_0|_A} p_T, \quad [p_T] = 0, \quad \text{at } r = r_A, \quad (5)$$

where ω_A and $|\partial_r \rho_0|_A$ are the Alfvén frequency and the modulus of the radial derivative of the density profile, respectively, both quantities evaluated at $r = r_A$. The respective jump conditions at the slow resonance point, namely r_s , are

$$[\xi_r] = -i\pi \frac{k_z^2}{\omega_c^2 |\partial_r \rho_0|_s} \left(\frac{c_s^2}{c_s^2 + v_A^2} \right)^2 p_T, \quad [p_T] = 0, \quad (6)$$

at $r = r_s$,

where ω_c and $|\partial_r \rho_0|_s$ are the cusp frequency and the modulus of the radial derivative of the density profile, respectively, both quantities evaluated at $r = r_s$, while the factor $\left(\frac{c_s^2}{c_s^2 + v_A^2} \right) = \left(\frac{\beta}{\beta + 2/\gamma} \right) \approx 0.034$ is a constant everywhere in the equilibrium,

with $\gamma = 5/3$ the adiabatic index. The jump conditions (6) are independent of the azimuthal wavenumber, m , but they depend on the longitudinal wavenumber, k_z . So, for $k_z = 0$, jump conditions (6) become $[\xi_r] = [p_T] = 0$, meaning that there is no slow resonance in such a case.

Next, we use jump conditions (5) and (6) to obtain a correction to the dispersion relation (3) due to both resonances in the TB approximation,

$$D_m(\omega, k_z) = -i\pi \frac{m^2/r_A^2}{\omega_A^2} \frac{\rho_i \rho_e}{|\partial_r \rho_0|_A} - i\pi \frac{k_z^2}{\omega_c^2} \left(\frac{c_s^2}{c_s^2 + v_A^2} \right)^2 \frac{\rho_i \rho_e}{|\partial_r \rho_0|_s}. \quad (7)$$

The first term on the right-hand side of Equation (7) corresponds to the effect of the Alfvén resonance, while the second term is present due to the slow resonance.

2.1.1. Expressions in the Thin Tube Approximation

Further analytical progress can be made by combining the TB and the thin tube (TT) approximations. This was done extensively by Goossens et al. (1992). We perform an asymptotic expansion of the Bessel functions present in the dispersion relation (7) by considering the long-wavelength limit, i.e., $k_z a \ll 1$, and only keep the lowest order, nonzero term of the expansion. Thus, the dispersion relation (7) becomes,

$$\rho_e \frac{m/a}{(\omega^2 - k_z^2 v_{Ai}^2)} + \rho_i \frac{m/a}{(\omega^2 - k_z^2 v_{As}^2)} + i\pi \rho_i \rho_e \left[\frac{m^2/r_A^2}{\omega_A^2} \frac{1}{|\partial_r \rho_0|_A} + \frac{k_z^2}{\omega_c^2} \left(\frac{c_s^2}{c_s^2 + v_A^2} \right)^2 \frac{1}{|\partial_r \rho_0|_s} \right] = 0. \quad (8)$$

Now, we write the frequency as $\omega = \omega_R + i\omega_I$. It follows from the resonant conditions that $\omega_A = \omega_c = \omega_R$. The position of the Alfvén, r_A , and slow, r_s , resonance points can be computed by equating the real part of the kink mode frequency to the local Alfvén and slow frequencies, respectively. By this procedure, we obtain

$$r_A = a + \frac{l}{\pi} \arcsin \left[\frac{\rho_i - \rho_e}{\rho_i + \rho_e} - \frac{2v_{Ai}^2 k_z^2}{\omega_R^2} \frac{\rho_i}{(\rho_i + \rho_e)} \right], \quad (9)$$

for the Alfvén resonance point, and

$$r_s = a + \frac{l}{\pi} \arcsin \left[\frac{\rho_i - \rho_e}{\rho_i + \rho_e} - \frac{2c_{si}^2 k_z^2}{\omega_R^2} \frac{\rho_i}{(\rho_i + \rho_e)} \right], \quad (10)$$

for the slow resonance point. In order to derive Equation (10), we have used the approximation $\omega_c^2 \approx c_s^2 k_z^2$, which is valid for $c_s^2 \ll v_A^2$. Note that we need the value of ω_R to determine r_A and r_s . Expressions for $|\partial_r \rho_0|_A$ and $|\partial_r \rho_0|_s$ are obtained from the density profile (Equation (1)),

$$\begin{aligned} |\partial_r \rho_0|_A &= \left(\frac{\rho_i - \rho_e}{l} \right) \frac{\pi}{2} \cos \alpha_A, \\ |\partial_r \rho_0|_s &= \left(\frac{\rho_i - \rho_e}{l} \right) \frac{\pi}{2} \cos \alpha_s. \end{aligned} \quad (11)$$

with $\alpha_A = \pi(r_A - a)/l$ and $\alpha_s = \pi(r_s - a)/l$. We insert these expressions in Equation (8) and neglect terms with ω_I^2 , i.e., low-damping situation. Then we obtain an expression for

the ratio ω_R/ω_I after some algebraic manipulations. Since the oscillatory period, P , and the damping time, τ_D , are related to the frequency as follows

$$P = \frac{2\pi}{\omega_R}, \quad \tau_D = \frac{1}{\omega_I}, \quad (12)$$

it is then straightforward to give an expression for τ_D/P ,

$$\begin{aligned} \frac{\tau_D}{P} &= \mathcal{F} \frac{1}{(l/a)} \left(\frac{\rho_i + \rho_e}{\rho_i - \rho_e} \right) \left[\frac{m}{\cos \alpha_A} \right. \\ &\quad \left. + \frac{(k_z a)^2}{m} \left(\frac{c_s^2}{c_s^2 + v_A^2} \right)^2 \frac{1}{\cos \alpha_s} \right]^{-1}, \end{aligned} \quad (13)$$

where \mathcal{F} is a numerical factor that depends on the density profile ($\mathcal{F} = 2/\pi$ in our case). As in previous expressions, the term with k_z corresponds to the contribution of the slow resonance. If this term is dropped and $m = 1$ and $\cos \alpha_A = 1$, Equation (13) is equivalent to Equation (3) of Arregui et al. (2008), which only takes the Alfvén resonance into account and was first obtained by Goossens et al. (1992) (see also equivalent expressions in Ruderman & Roberts 2002; Goossens et al. 2002).

Next, we assume $r_A \approx r_s \approx a$ for simplicity, so $\cos \alpha_A \approx \cos \alpha_s \approx 1$. The ratio of the two terms in Equation (13) is

$$\frac{(\tau_D)_A}{(\tau_D)_s} \approx \frac{(k_z a)^2}{m^2} \left(\frac{c_s^2}{c_s^2 + v_A^2} \right)^2, \quad (14)$$

where $(\tau_D)_A$ and $(\tau_D)_s$ are the damping times exclusively due to the Alfvén and slow resonances, respectively. To make a simple calculation we note that the observed wavelengths of prominence oscillations correspond to $10^{-3} < k_z a < 10^{-1}$. For $m = 1$ and $k_z a = 10^{-2}$ we obtain $(\tau_D)_A / (\tau_D)_s \approx 10^{-7}$, meaning that the Alfvén resonance is much more efficient than the slow resonance for damping the kink mode. Note that even in the extreme case of a very large β , i.e., $c_s^2 \rightarrow \infty$ and so $\left(\frac{c_s^2}{c_s^2 + v_A^2} \right) \rightarrow 1$, $(\tau_D)_A / (\tau_D)_s \ll 1$ for typical values of $k_z a$. By means of this simple calculation, we can anticipate that the slow resonance will be irrelevant for the kink mode damping.

2.2. Numerical Computations

In addition to the analytical approximations, we also numerically solve the full eigenvalue problem by means of the PDE2D code (Sewell 2005). We consider the resistive version of the linear MHD equations. The magnetic Reynolds number, R_m , in the corona is considered to be around 10^{12} , but using this value requires taking an enormous number of grid points in the numerical computations. We therefore use a smaller value of R_m , and consequently a smaller number of grid points, but we make sure that the resonant plateau is reached and the damping time becomes independent of the magnetic diffusivity. We use a nonuniform grid with a large density of grid points within the inhomogeneous layer in order to correctly describe the small spatial scales that develop due to both resonances. In the next section, these numerical results are compared with the analytical TB approximations.

3. RESULTS

We focus our investigation on the damping of the kink mode ($m = 1$). First, we fix the longitudinal wavenumber to

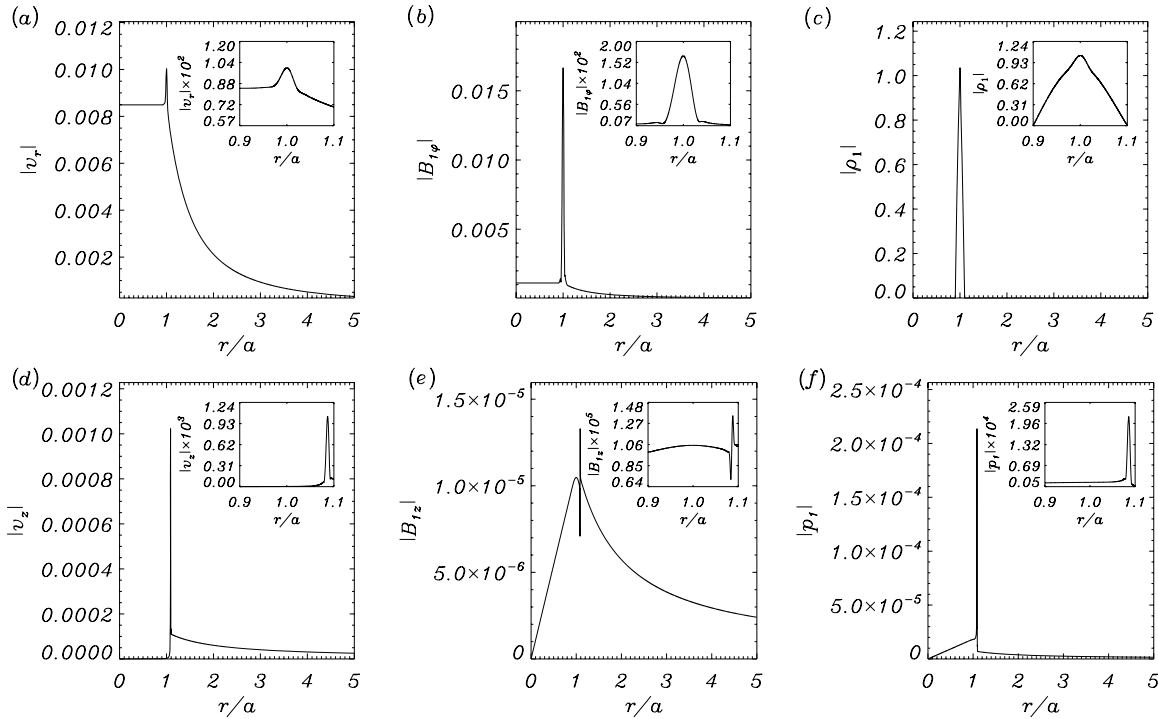


Figure 2. Modulus in arbitrary units of kink mode perturbations: (a) v_r , (b) $B_{1\phi}$, (c) ρ_1 , (d) v_z , (e) B_{1z} , and (f) p_1 , as functions of r/a for $l/a = 0.2$ and $k_z a = 10^{-2}$. The small panel in each graphic corresponds to an enhancement of the eigenfunction within the transitional layer.

$k_z a = 10^{-2}$ and consider $l/a = 0.2$. We numerically compute (see Figure 2) the eigenfunctions: the velocity perturbation (v_r , v_ϕ , v_z), the magnetic field perturbation (B_{1r} , $B_{1\phi}$, B_{1z}), the density perturbation (ρ_1), and the gas pressure perturbation (p_1). The behavior of v_ϕ and B_{1r} is similar to that of $B_{1\phi}$ and v_r , respectively, and hence they are not displayed in Figure 2. Because of the resonances the perturbations show large peaks in the transitional layer. The small panels of Figure 2 display the behavior of the eigenfunctions within the inhomogeneous layer, which allows us to ascertain the position of the peaks in more detail. The peaks of the perturbations v_r , $B_{1\phi}$, and ρ_1 are related to the Alfvén resonance, while the perturbations v_z , B_{1z} , and p_1 are more affected by the slow resonance and their peaks appear at a different position. Moreover, we see that peaks related to the Alfvén resonance are wider than those related to the slow resonance, meaning that the slow resonance produces smaller spatial scales within the resonant layer. Considering the numerical value of ω_R , we get $r_A/a \approx 1$ and $r_s/a \approx 1.08$ from Equations (9) and (10), respectively. Both values are in a good agreement with the position of peaks in Figure 2.

Next, we plot in Figure 3 the ratio of the damping time to the period, τ_D/P , as a function of $k_z a$ corresponding to the kink mode for $l/a = 0.2$. In this figure, we compare the numerical results with those obtained from the TB approximation. At first sight, we see that the slow resonance (dashed line in Figure 3) is much less efficient than the Alfvén resonance (symbols) in damping the kink mode. The individual contribution of each resonance in the TB approximation has been determined by solving Equation (7) and only taking the term on the right-hand side related to the desired resonance into account. For the wavenumbers relevant to prominence oscillations, $10^{-3} < k_z a < 10^{-1}$, the value of τ_D/P related to the slow resonance is between 4 and 8 orders of magnitude larger than the ratio

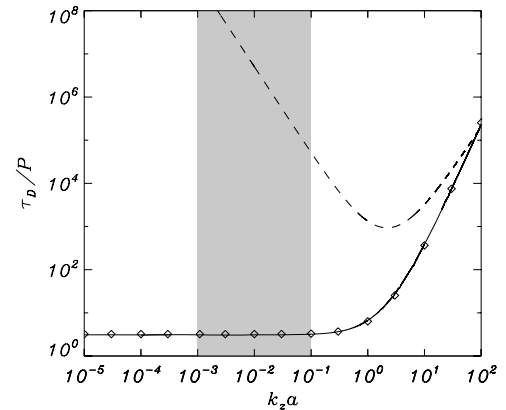


Figure 3. Ratio of the damping time to the period, τ_D/P , as a function of the dimensionless wavenumber, $k_z a$, corresponding to the kink mode for $l/a = 0.2$. The solid line is the complete numerical solution obtained with the PDE2D code. The symbols and the dashed line are the results of the TB approximation corresponding to the Alfvén and slow resonances (the effect of the first and second terms on the right-hand side of Equation (7), respectively). The shaded zone corresponds to the range of typically observed wavelengths in prominence oscillations.

obtained by the Alfvén resonance. The result of the thin tube limit (Equation (14)) agrees with this. On the other hand, the complete numerical solution (solid line) is close to the result for the Alfvén resonance. In agreement with Arregui et al. (2008), we obtain $\tau_D/P \approx 3$ in the relevant range of $k_z a$. As was stated by Arregui et al. (2008, Figure 2(d)), the discrepancy between the numerical result and the TB approximation increases with l/a , the difference being around 20% for $l/a = 1$. However, for small, realistic values of l/a this discrepancy is less important and the TB approach is a very good approximation to the numerical result. For short wavelengths ($k_z a \gtrsim 10^0$) the value of

τ_D/P increases and the efficiency of the Alfvén resonance as a damping mechanism decreases. For $k_z a \approx 10^2$ both the slow and the Alfvén resonances produce similar (and inefficient) damping times.

4. CONCLUSION

In this Letter, we have studied the kink mode damping in filament threads due to resonant coupling to slow continuum modes. As far as we know, this is the first time that this phenomenon is studied in the context of solar prominences. By considering the TB approximation, we have found that, contrary to the Alfvén resonance, the slow resonance is very inefficient in damping the kink mode for typical prominence-like conditions. This conclusion also holds for fluting modes ($m \geq 2$). The very small damping due to the slow resonance is comparable to that due to thermal effects studied in previous papers (Soler et al. 2008). Therefore, we conclude that the effect of the slow resonance is not relevant to the damping of transverse thread oscillations, which is probably governed by the Alfvén resonance.

R.S., R.O., and J.L.B. acknowledge the financial support received from the Spanish MICINN and FEDER funds, and the Conselleria d’Economia, Hisenda i Innovació of the CAIB under grants AYA2006-07637 and PCTIB-2005GC3-03, respectively. R.S., R.O., and J.L.B. also want to acknowledge the International Space Science Institute teams “Coronal waves and Oscillations” and “Spectroscopy and Imaging of quiescent and eruptive solar prominences from space” for useful discussions. R.S. thanks the Conselleria d’Economia, Hisenda i Innovació for a fellowship. M.G. acknowledges support from the grant GOA/2009-009. M.G. is grateful to UIB for financial support during his stay at UIB and to J.L.B. for the hospitality at the Solar Physics Group.

REFERENCES

- Arregui, I., Terradas, J., Oliver, R., & Ballester, J. L. 2008, *ApJ*, **682**, L141
 Ballester, J. L. 2006, *Phil. Trans. R. Soc. A*, **364**, 405
 Banerjee, D., Erdélyi, R., Oliver, R., & O’Shea, E. 2007, *Sol. Phys.*, **246**, 3
 Čadež, V. M., Csík, A., Erdélyi, R., & Goossens, M. 1997, *A&A*, **326**, 1241
 Carbonell, M., Oliver, R., & Ballester, J. L. 2004, *A&A*, **415**, 739
 Edwin, P. M., & Roberts, B. 1983, *Sol. Phys.*, **88**, 179
 Erdélyi, R., Ballai, I., & Goossens, M. 2001, *A&A*, **368**, 662
 Goossens, M. 2008, in IAU Symp. 247, *Waves & Oscillations in the Solar Atmosphere: Heating and Magneto-Seismology*, ed. R. Erdélyi, C. A. Mendoza-Briceño (Cambridge: Cambridge Univ. Press), 228
 Goossens, M., Andries, J., & Arregui, I. 2006, *Phil. Trans. R. Soc. A*, **364**, 433
 Goossens, M., Andries, J., & Aschwanden, M. J. 2002, *A&A*, **394**, L39
 Goossens, M., Hollweg, J. V., & Sakurai, T. 1992, *Sol. Phys.*, **138**, 233
 Goossens, M., Ruderman, M. S., & Hollweg, J. V. 1995, *Sol. Phys.*, **157**, 75
 Keppens, R. 1996, *ApJ*, **468**, 907
 Lin, Y., Engvold, O., Rouppe van der Voort, L. H. M., & van Noort, M. 2007, *Sol. Phys.*, **246**, 65
 Lin, Y., Engvold, O., Rouppe van der Voort, L. H. M., Wiik, J. E., & Berger, T. E. 2005, *Sol. Phys.*, **226**, 239
 Lin, Y., Engvold, O., & Wiik, J. E. 2003, *Sol. Phys.*, **216**, 109
 Molowny-Horas, R., Wiehr, E., Balthasar, H., Oliver, R., & Ballester, J. L. 1999, *JOSO Annual Report 1998*, Astronomical Institute Tatranska Lomnica, 126
 Okamoto, T. J, et al. 2007, *Science*, **318**, 1557
 Oliver, R. 2008, in IAU Symp. 247, *Waves & Oscillations in the Solar Atmosphere: Heating and Magneto-Seismology*, ed. R. Erdélyi & C. A. Mendoza-Briceño (Cambridge: Cambridge Univ. Press), 158
 Oliver, R., & Ballester, J. L. 2002, *Sol. Phys.*, **206**, 45
 Ruderman, M., & Roberts, B. 2002, *ApJ*, **577**, 475
 Sakurai, T., Goossens, M., & Hollweg, J. V. 1991a, *Sol. Phys.*, **133**, 227
 Sakurai, T., Goossens, M., & Hollweg, J. V. 1991b, *Sol. Phys.*, **133**, 247
 Sewell, G. 2005, *The Numerical Solution of Ordinary and Partial Differential Equations* (Hoboken: Wiley & Sons)
 Soler, R., Oliver, R., & Ballester, J. L. 2007, *A&A*, **471**, 1023
 Soler, R., Oliver, R., & Ballester, J. L. 2008, *ApJ*, **684**, 725
 Terradas, J., Arregui, I., Oliver, R., & Ballester, J. L. 2008, *ApJ*, **678**, L153
 Terradas, J., Molowny-Horas, R., Wiehr, E., Balthasar, H., Oliver, R., & Ballester, J. L. 2002, *A&A*, **393**, 637
 Tirry, W. J., & Goossens, M. 1996, *ApJ*, **471**, 501
 Van Doorselaere, T., Andries, J., Poedts, S., & Goossens, M. 2004, *ApJ*, **606**, 1223